



# *The Management Education Landscape and Collaborations*

Eileen Peacock , SVP & Chief Officer Asia  
Robert Reid, EVP & Chief Accreditation Officer

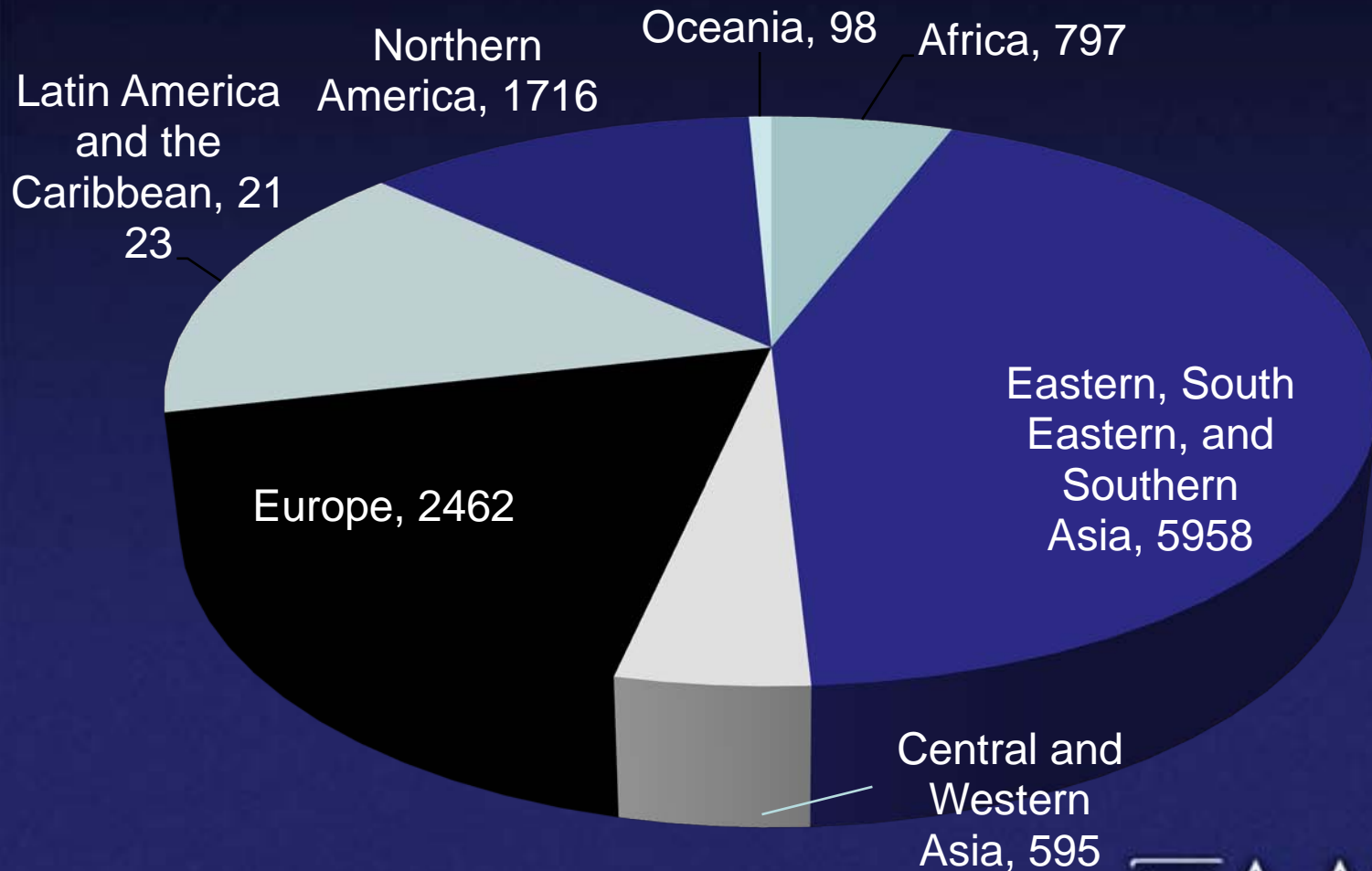
AACSB International

October 2012

# Topics

- Management education
  - Profile
  - Trends
- Collaborative relationships
  - Profile
  - Trends

# Global Management Education Landscape



Est. Schools Offering Business Degrees

# Asian Management Education Landscape

- Management education is new
- Import: management education; export: students
- Wide disparities across countries
  - National priorities and regulations
  - Institutional structures
- High demand for partnerships
- Building a research culture

# Management Education is New

- Relative to the west, management education in Asia is new.
- For example ...In China, the first “experimental” MBA programs were launched in 1991 at 9 schools. Today, some 233 business and management schools now offer the MBA degree in China.



# Asian Management Education Landscape

In general, Asian countries...

- Import management education institutions and knowledge
  - Asia hosts the largest number of foreign branch campuses

# Top Home and Host Countries of International Branch Campuses

Top Home Countries	Total Foreign Branch Campuses Established by Institutions in Home Country	Top Hosting Countries	Total Foreign Branch Campuses in Host Country
United States	78	UAE	40
Australia	14	China	15
United Kingdom	13	Singapore	12
France	11	Qatar	9
India	11	Canada	6
Others	35	Others	80
Total Worldwide	162	Total Worldwide	162

Source: 2009 OBHE report—“International Branch Campuses: Markets and Strategies,” by Rosa Becker

# Asian Management Education Landscape

In general, Asian countries...

- Export students
  - Largest outflow of tertiary students
- However we know that is changing....see decreasing enrollments in many Asian countries



# Countries with Projected *Decreasing* Enrollment

Country	Age 20-24			Gross Enrollment Ratio (GER)	Year of GER <sup>1</sup>	Est. tertiary enrollment $\Delta$ 2000-2025 <sup>2</sup>
	2000 pop.	% $\Delta$ 2000-2025	Proj. 2025 Pop.			
China	96,005,969	-23%	74,016,404	25%	2009	-5,497,391
Japan	8,323,887	-31%	5,740,158	59%	2009	-1,524,400
South Korea	3,888,801	-36%	2,497,504	100%	2009	-1,391,297
Thailand	5,820,260	-26%	4,299,164	45%	2010	-684,493
Hong Kong	441,086	-37%	279,966	57%	2009	-91,838
Vietnam	7,527,076	-1%	7,476,674	10%	2001	-5,040
Ch. Taipei <sup>3</sup>	1,982,125	-40%	1,192,774	unknown	N/A	unknown

Source: U.S. Census International Database and UNESCO Institute for Statistics

# Countries with Projected *Increasing* Enrollment

Country	Age 20-24			Gross Enrollment Ratio (GER)	Year of GER <sup>1</sup>	Est. tertiary enrollment $\Delta$ 2000-2025 <sup>2</sup>
	2000 pop.	% $\Delta$ 2000-2025	Proj. 2025 Pop.			
Malaysia	2,112,491	32%	2,795,437	36%	2008	245,861
Indonesia	21,057,306	5%	22,202,325	24%	2009	274,804
Pakistan	13,338,694	63%	21,748,609	5%	2008	420,496
Philippines	7,868,873	46%	11,457,471	29%	2008	1,040,693
India	94,098,505	24%	116,212,703	13%	2007	2,874,846
Singapore <sup>3</sup>	363,633	42%	515,380	unknown	N/A	unknown

Source: U.S. Census International Database and UNESCO Institute for Statistics

# Collaborative Relationships

- High demand for partnerships
  - Asian countries commonly cited locations of existing and desired partnerships

# Top 20 Countries for Reported Existing Unique Collaborations

Country	Number of Reported Collaborations	Country	Number of Reported Collaborations
United States	851	Brazil	103
France	566	Chile	102
Germany	370	Switzerland	87
Netherlands	246	Portugal	81
Canada	245	China	64
Singapore	228	Mexico	56
Finland	209	Poland	55
United Kingdom	172	Venezuela	55
Spain	154	Australia	50
Sweden	106	Philippines	37

Source: AACSB Collaborations Survey 2011

# Top 20 Countries with Schools on the Receiving end of Existing Collaborations

Country	Number of Reported Partners	Country	Number of Reported Partners
United States	253	Italy	34
France	101	Japan	31
China	100	South Korea	25
Germany	97	Finland	23
United Kingdom	73	Netherlands	23
Spain	55	Chinese Taipei	22
Canada	47	Russia	22
India	40	Sweden	19
Mexico	39	Brazil	18
Australia	37	Switzerland	18

# Desired Collaborations

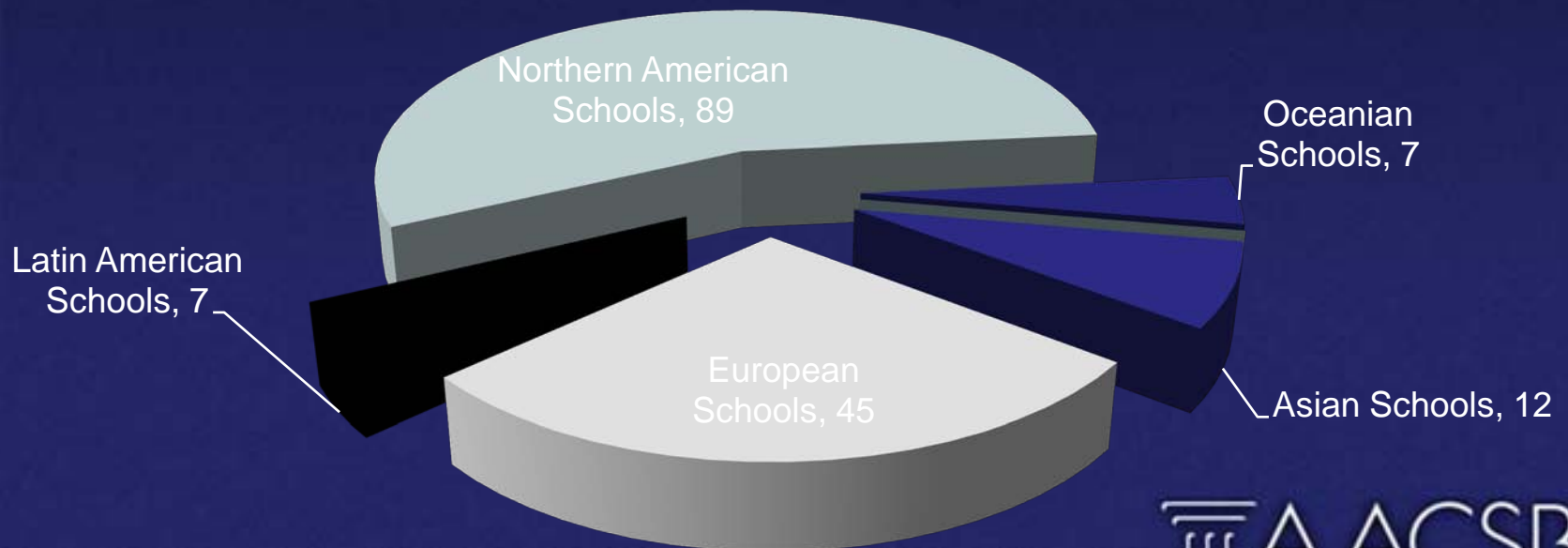
- 100 schools reported 268 desired collaborations
  - 65 of these were located in the U.S.; the remaining 35 represented 23 other countries around the world.

Region	Schools Reporting Desired Collaborations in Region	Number of Desired Collaborations
Africa	9	11
Asia	52	81
Europe	39	61
No Preference	20	22
Oceania	16	17
The Americas	45	76

# Partnerships Involving BRICS Institutions

- 160 business schools, representing 31 non-BRICS countries and territories, reported partnerships with 238 BRICS institutions.


## Non-BRICS Reporting Schools with BRICS Partners, by Region



# Partnerships Reported by BRICS Institutions

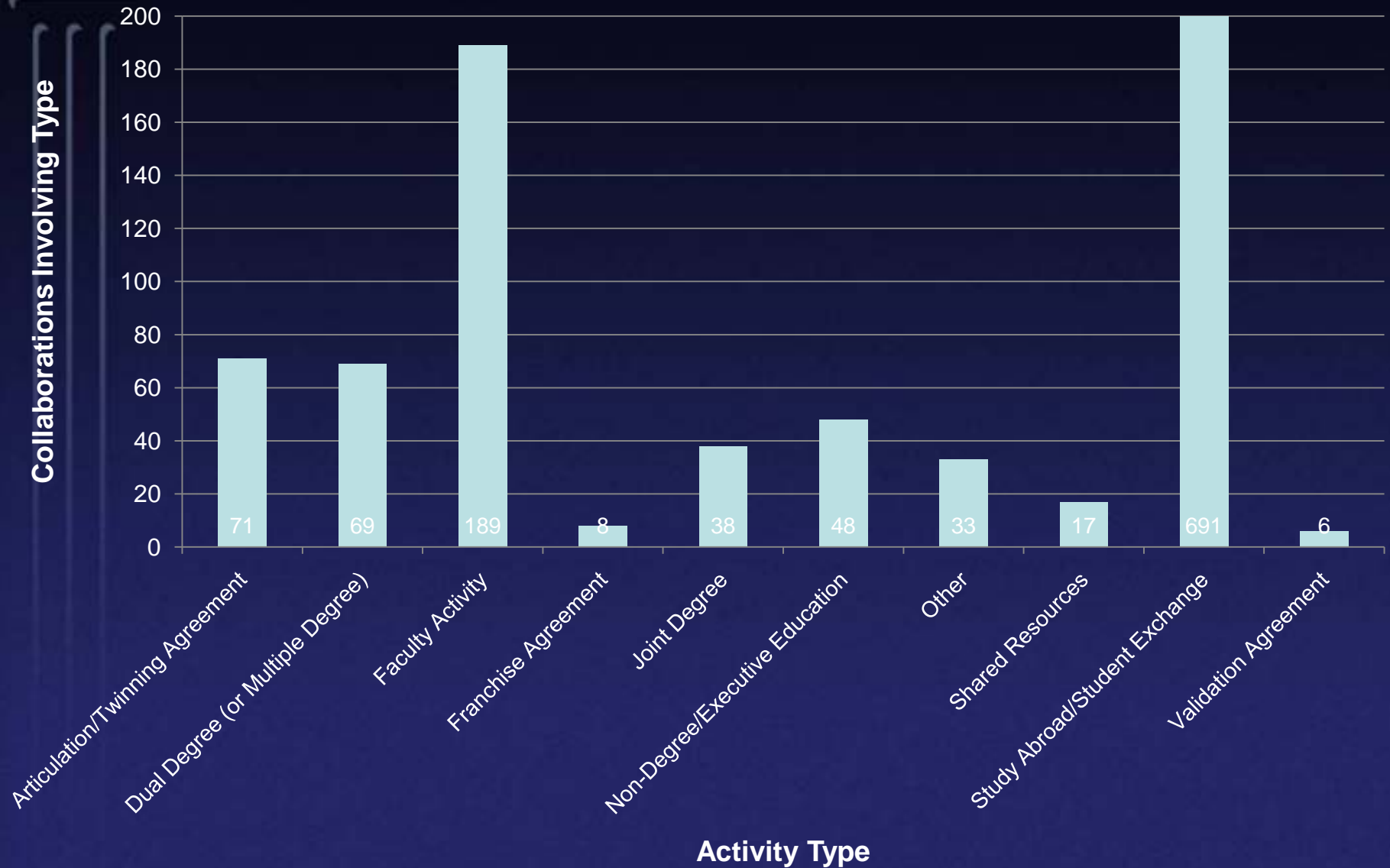
- 16 BRICS business schools named 347 unique partner institutions, representing 45 countries and territories worldwide.

## Partner Institutions Named by BRICS Schools, by Region





# Collaboration Types Involving All BRICS Partners





# *The Management Education Landscape and Collaborations*

Eileen Peacock , SVP & Chief Officer Asia  
Robert Reid, EVP & Chief Accreditation Officer

AACSB International

October 2012